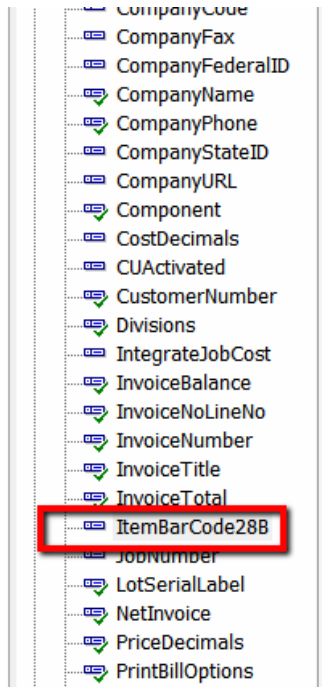


Faye Business Systems Group, Inc.
Adding an Item Barcode to an Invoice Form

NOTE : Before proceeding with the following steps, either Azalea or a comparable barcode font and DLL will have to be installed on the workstation printing these barcodes.

1. Open the form you would like edit in Crystal Reports.
2. In Crystal Reports, create a formula called ItemBarcode128B:



3. In the formula workshop screen, edit the formula as follows:
BarcodeC128B({SO_InvoiceWrk.ItemCode});

4. Place the new field in the report:

Confirm To:									
ConfirmTo									
Customer P.O.		Ship VIA		F.O.B.		Terms			
CustomerPONo		ShipVIA		FOB		TermsCodeDesc			
Item Code	Unit	Ordered	Shipped	Back Ordered	Price	Amount			
ItemCode	UnitOf	Quantity Ordered	Quantity Shipped	Quantity Back Ordered	@ Component	Unit Price	Extensi		
@ItemBarCode28B	ItemCodeDesc								
ItemCode	ItemCodeDesc								
Whse: LineWare	UnitOf	Quantity Ordered	Quantity Shipped	Quantity Back Ordered	@ Component	Unit Price	Extensi		

5. Change the font of the field to ***Code128Wide***.

Faye Business Systems Group, Inc.
Adding an Item Barcode to an Invoice Form

6. Save the form.
7. **PRINT** or **PREVIEW** the form.

Page: 1

Invoice

ABC Distribution and Service Corp.

Sold To:
American Business Futures
2131 E. 14th Street
Suite 100
Milwaukee, WI 53151




Confirm To:
Artie Johnson

Invoice Number: 0100034-IN
Invoice Date: 5/15/2010

Order Number: 0000155
Order Date: 5/15/2010
Salesperson: 0100
Customer Number: 01-ABF

Ship To:
American Business Futures
2131 E. 14th Street
Suite 100
Milwaukee, WI 53151

Customer P.O.	Ship VIA	F.O.B.	Terms
AJ-890123	UPS BLUE		Net 30 Days

Item Code	Unit	Ordered	Shipped	Back Ordered	Price	Amount
GB-MD791 	EACH	1.00	1.00	0.00	1,995.000	1,995.00
MODEM 9600 FAST POLL						
1001-HON-H252 	EACH	4.00	4.00	0.00	79.800	319.20
HON 2 DRAWER LETTER FLE W/O LK						
GB-EL04MS-14 	EACH	10.00	10.00	0.00	3.590	35.90
RJ-11 4 WIRE MOD CABLE 14 FT						